

# VISUAL PHYSICS ONLINE

## DYNAMICS

### LINEAR MOMENTUM $\vec{p}$

### IMPULSE $\vec{J}$

### CONSERVATION OF MOMENTUM $\sum \vec{p}_1 = \sum \vec{p}_2$

## MOMENTUM

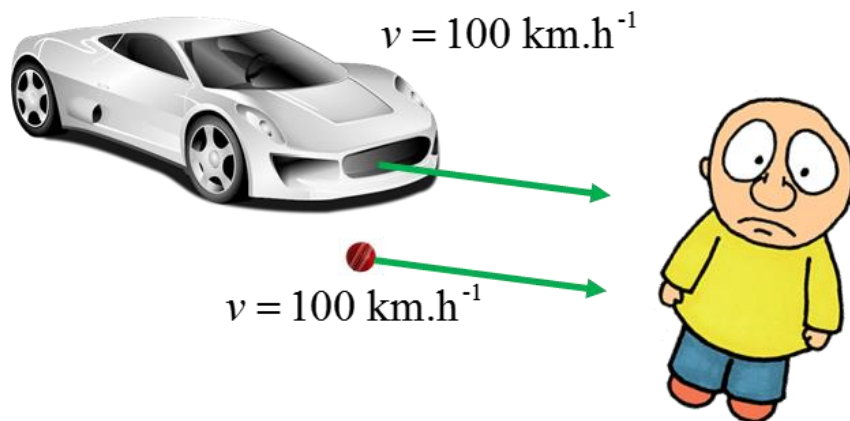


Fig. 1. There is a **BIG** difference in the results of being hit by a car travelling at  $100 \text{ km.h}^{-1}$  to being hit by a cricket ball also travelling at  $100 \text{ km.h}^{-1}$ .

The description of events like the impacts illustrated in figure 1 are made more precise by defining a quantity called the **linear momentum**  $\vec{p}$ . The momentum  $\vec{p}$  depends upon both the mass  $m$  and velocity  $\vec{v}$  of the object and is defined by equation (1)

$$(1) \quad \vec{p} = m\vec{v} \quad \text{vector [ kg.m}^{-1} \text{ or N.s ]}$$

A more general form of **Newton's Second Law** which holds even if the mass changes can be expressed in terms of momentum

$$(2A) \quad \sum \vec{F} = \frac{d\vec{p}}{dt} \quad \text{Newton's 2<sup>nd</sup> Law}$$

or the rate of change of momentum  $d\vec{p}/dt$  depends upon the resultant (net) force  $\sum \vec{F}$  acting on the object

$$(2B) \quad \frac{d\vec{p}}{dt} = \sum \vec{F} \quad \text{Newton's 2<sup>nd</sup> Law}$$

If the mass  $m$  of the object is constant, then,

$$\sum \vec{F} = \frac{d\vec{p}}{dt} = m \frac{d\vec{v}}{dt} = m\vec{a} \quad \text{Newton's 2<sup>nd</sup> Law (} m = \text{constant)}$$

**The rate of change of momentum of an object is equal to the resultant (net) force acting on an object**

## IMPULSE

We can gain a better insight into Newton's Second Law by defining the quantity known as

**impulse**  $\vec{J}$ .



The impulse  $\vec{J}$  of the net force  $\vec{F}$  acting on an object during the time interval  $\Delta t = t_2 - t_1$  is defined as

$$(3) \quad \vec{J} = \int_{t_1}^{t_2} \vec{F} dt \quad \text{impulse vector} \quad [\text{kg}\cdot\text{m}^{-1} \text{ or N}\cdot\text{s}]$$

The value of the integral gives the area under the force against time graph as shown in figure (3).

You give a tennis ball a wack with the racket as shown in figure (2). The ball flies off for a winner.

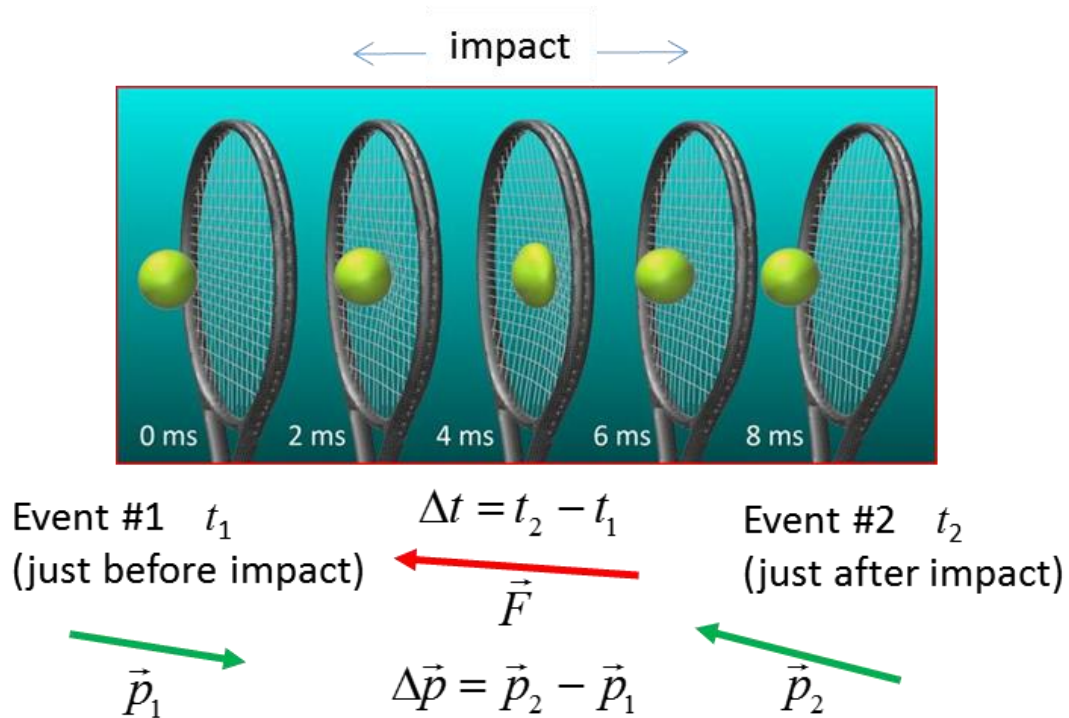


Fig. 2. An impulse acting on the tennis ball changes its momentum.

In the language of Physics, the racket delivers an impulse  $\vec{J}$  to the tennis ball, changing its momentum  $\Delta \vec{p}$ . During the brief time interval  $\Delta t$  that the ball and racket are in contact, the net force  $\vec{F}$  acting on the ball from the racket rises rapidly to a large value and then falls again to zero.

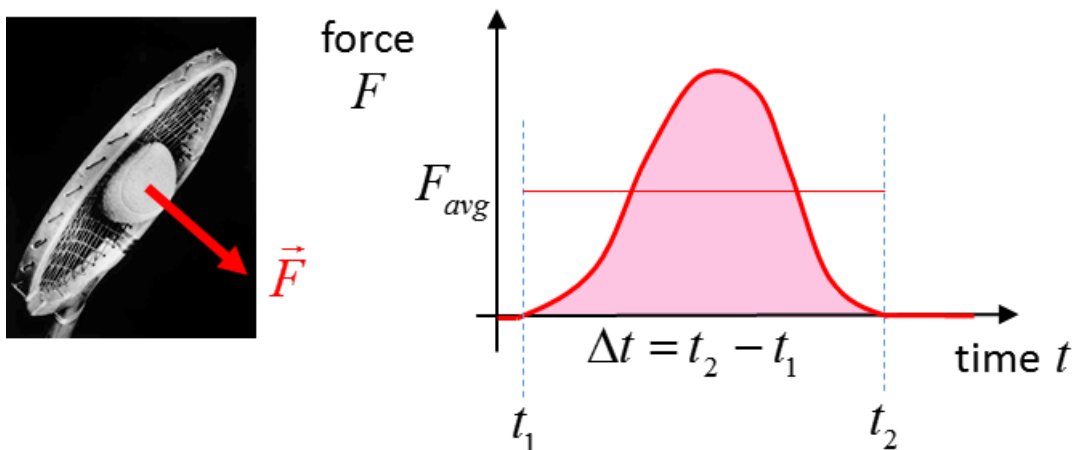


Fig. 3. The impulse  $J$  acting is equal to the area under  $F$  vs  $t$  graph. The area under the  $F_{avg}$  rectangle is equal the area under the actual force curve.

The change in the momentum of the ball depends not only on the force exerted on it but also the duration of the contact. The change in momentum  $\Delta\vec{p}$  can be calculated from Newtons' 2<sup>nd</sup> Law (equation 2A) and the definition of impulse (equation 3)

$$(4) \quad \Delta\vec{p} = \vec{J} \quad \text{impulse produces a change in momentum}$$

For the example of hitting the tennis ball shown in figure (2), the change in momentum is

$$(5) \quad \vec{J} = \vec{p}_2 - \vec{p}_1 = \vec{F}_{avg} \Delta t$$

The impulse is a vector and points in the same direction as the change in momentum vector or the direction of the average force. Equations (4) & (5) describe the **Momentum – Impulse Theorem**.

### Example

A car (1200 kg) and truck (7200 kg) are speeding along the highway travelling at  $100 \text{ km}\cdot\text{h}^{-1}$ . The car and truck brake so that they both stop in the same time interval of 8.0 s. Compare the forces acting on the car and truck during the stopping time.



### Solution

*How can the car and truck stop by applying the brakes?* The tyres exert a forward force on the road and the road exerts a backward force on the tyres that slows and finally stops the vehicles.

How to approach the problem

Visualize the physical situation

Problem type: Momentum - Impulse

Identify the car as System C and the truck as System T

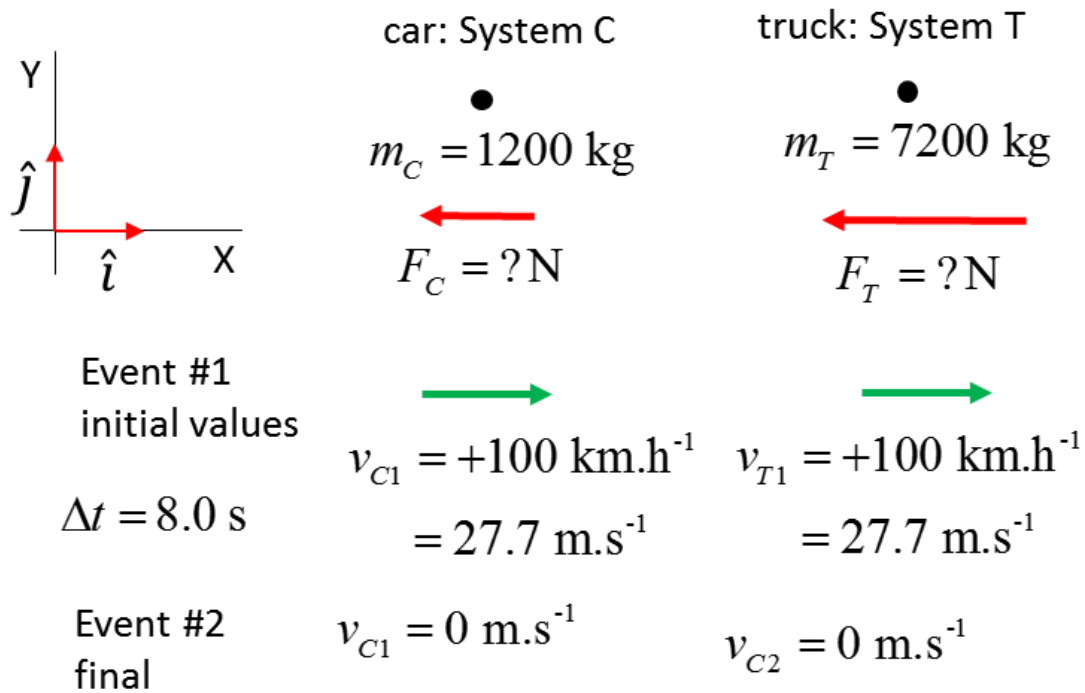
Define a frame of reference.

[1D] problem – can treat quantities as scalars

List known & unknown physical quantities  
(symbols & units)

State physical principles

### Annotated scientific diagram



### Momentum – Impulse Theorem

Impulse = Change in momentum

$$\Delta \vec{p} = \vec{J}$$

$$F = \frac{m(v_2 - v_1)}{\Delta t}$$

System C (car)

$$F_C = \frac{m_C (v_{C2} - v_{C1})}{\Delta t} = \frac{(1200)(27.7)}{8} \text{ N} = 4.2 \times 10^3 \text{ N}$$

System T (truck)

$$F_T = \frac{m_T (v_{T2} - v_{T1})}{\Delta t} = \frac{(7200)(27.7)}{8} \text{ N} = 24.9 \times 10^3 \text{ N}$$

The force required to stop the truck compare to the car is 6 times greater.



Allura of the Seas: length  
362 m and mass 225 282  
000 kg. To change the  
velocity of this big ship  
takes a long time – *why?*



## CONSERVATION OF LINEAR MOMENTUM

One of the most fundamental principles in all of Physics is the principle of **conservation of linear momentum**. It is of fundamental importance in Physics and has significant practical importance and simplifies many calculations. Recall, Newton's Second Law applied to a System

$$(2A) \quad \sum \vec{F} = \frac{d\vec{p}}{dt} \quad \text{Newton's 2<sup>nd</sup> Law}$$

If the resultant (net) force acting on the System from outside the system (external forces) is zero

$$\sum \vec{F} = 0$$

then, the change in momentum is also zero

$$\frac{d\vec{p}}{dt} = 0 \quad \Rightarrow \quad \vec{p} = \text{constant}$$

or 
$$\Delta\vec{p} = \vec{p}_2 - \vec{p}_1 = 0 \quad \Rightarrow \quad \vec{p}_1 = \vec{p}_2$$

Since the momentum does not change when the resultant external force acting on the System is **zero**, we say that, **momentum is conserved**.

[VIEW](#) Questions & animation of the [1D] collision of two particles

### Example

Two canoes collide in a river and come to rest against each other. A person in one of the canoes pushes on the other canoe with a force of 56 N to separate the canoes.

The mass of a canoe and occupants is 150 kg and the other canoe and occupants has a mass of 350 kg. The length of each canoe is 4.55 m.

Calculate numerical values for ALL relevant physical quantities for 1.2 s of pushing to separate the canoes and state clearly the associated physical principles.

This example illustrates the important fact that

**Conservation of Linear Momentum is a consequence  
of Newton's Third Law of Motion**

### Solution

How to approach the problem

Visualize the physical situation

Try to answer the question by "thinking" first

Problem type: Newton's 2<sup>nd</sup> Law - Momentum – Impulse

Identify the Systems

Define a frame of reference.

[1D] problem – can treat quantities as scalars

List known & unknown physical quantities (symbols & units)

State physical principles

Ignore any frictional forces

Annotated scientific diagram

The two canoes are identified as System A and System B.

Forces always act in pairs. Canoe A pushes on canoe B ( $F_{BA}$ ) then then B must also push on A ( $F_{AB}$ ). This pair of forces have equal magnitude and must opposite direction according to Newton's 3<sup>rd</sup> Law.



System A	System B
$m_A = 350 \text{ kg}$	$m_B = 150 \text{ kg}$
$\leftarrow$ ●	● $\rightarrow$
$F_{AB} = -56 \text{ N}$	$F_{BA} = +56 \text{ N}$

$\Delta t = 1.2 \text{ s}$

Apply Newton's 2<sup>nd</sup> Law to both Systems to find their accelerations

$$a = \frac{\sum F}{m}$$

$$a_A = \frac{F_{AB}}{m_A} = \left( \frac{-56}{350} \right) \text{ m.s}^{-2} = -0.16 \text{ m.s}^{-2}$$

$$a_B = \frac{F_{BA}}{m_B} = \left( \frac{56}{150} \right) \text{ m.s}^{-2} = +0.37 \text{ m.s}^{-2}$$

The force and hence acceleration are assumed to be constant.

Apply  $v = u + at$  to find the velocity after 1.2 s.

$$v_A = 0 + (-0.16)(1.2) \text{ m.s}^{-1} = -0.19 \text{ m.s}^{-1}$$

$$v_B = 0 + (0.37)(1.2) \text{ m.s}^{-1} = +0.44 \text{ m.s}^{-1}$$

Apply  $p = mv$  to find the momentum of each System

$$p_A = (350)(-0.19) \text{ kg.m.s}^{-1} = -66 \text{ kg.m.s}^{-1}$$

$$p_B = (150)(0.44) \text{ kg.m.s}^{-1} = +66 \text{ kg.m.s}^{-1}$$

Conservation of momentum

Take the two canoes together as System C.

Event #1 (initial values  $t = 0$  s)  $p_{C1} = 0 \text{ kg.m.s}^{-1}$

Event #2 (final values  $t = 1.2$  s)

$$p_{C2} = p_A + p_B = (-66 + 66) \text{ kg.m.s}^{-1} = 0 \text{ kg.m.s}^{-1}$$

Momentum is conserved.

Alternate solution - use the definitions of momentum and impulse to show that momentum is conserved

$$\vec{p} = m\vec{v} \quad \Delta\vec{p} = \vec{J} \quad \vec{p}_2 - \vec{p}_1 = F \Delta t$$

## [VISUAL PHYSICS ONLINE](#)

If you have any feedback, comments, suggestions or corrections  
please email:

Ian Cooper School of Physics University of Sydney

[ian.cooper@sydney.edu.au](mailto:ian.cooper@sydney.edu.au)