


# VISUAL PHYSICS ONLINE

## DYNAMICS

### TYPES OF FORCES

### FRICTION

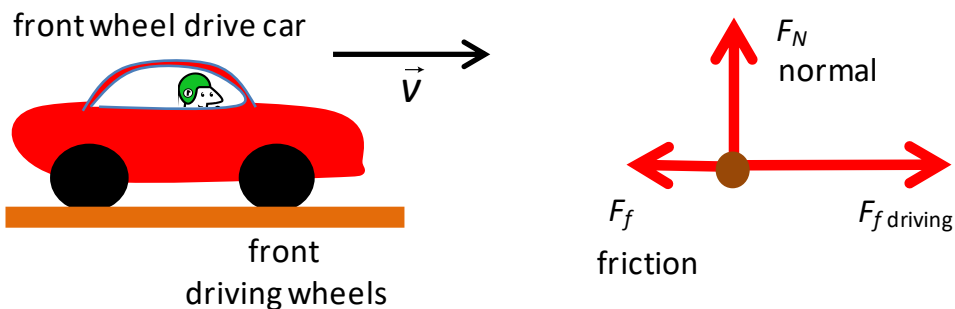
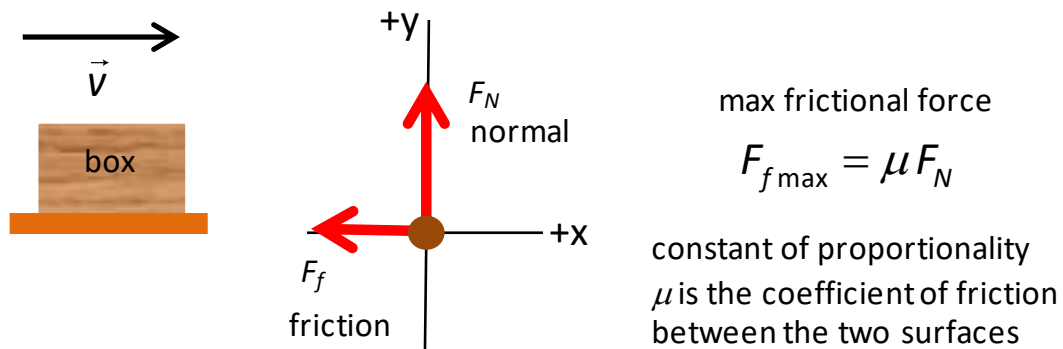


Can you identify the friction forces?

**Friction force:** the force acting on the object which acts in a direction parallel to the surface. A simple model for friction  $F_f$  is that it is proportional to the normal force  $F_N$  and the constant of proportionality is called the **coefficient of friction**  $\mu$ . The maximum frictional force is

$$(1) \quad F_{f \max} = \mu F_N$$

only valid for a simplified model of friction.

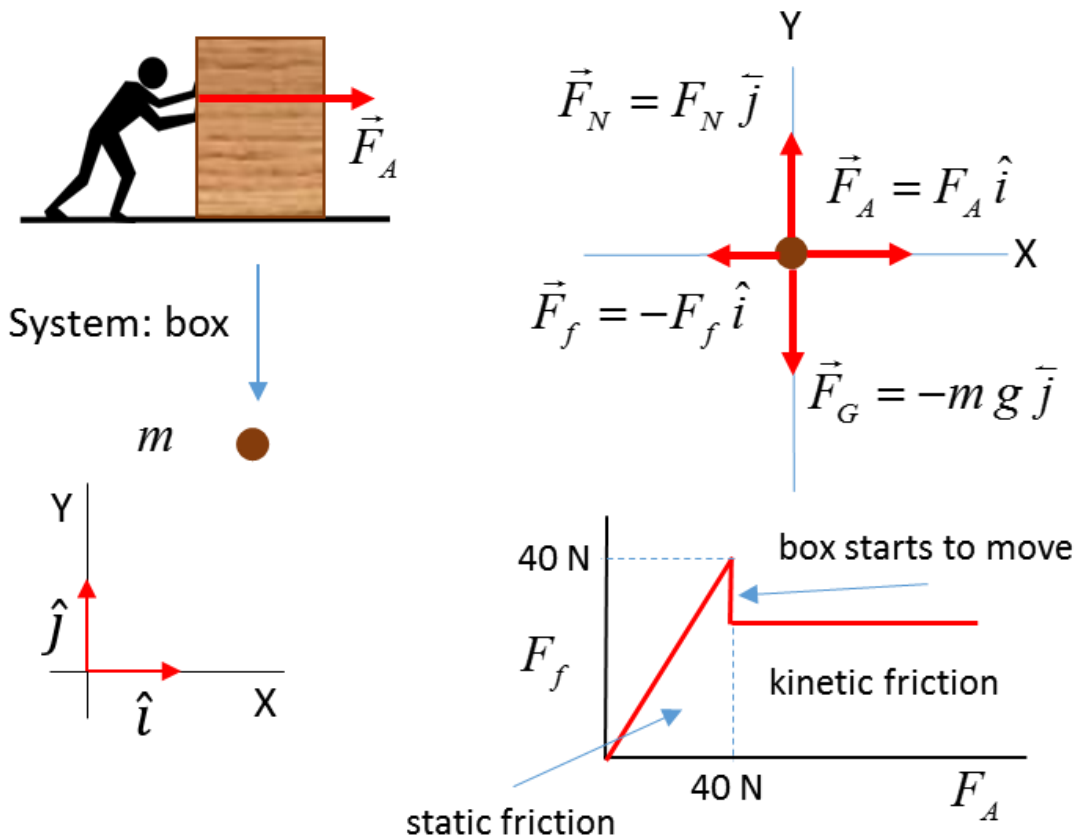


There are two coefficients of friction known as the **static coefficient** of friction  $\mu_s$  (no movement between surfaces in contact) and the **kinetic coefficient** of friction  $\mu_k$  (relative movement between the surfaces) where  $\mu_s < \mu_k$ . Usually the difference between the values for  $\mu_s$  and  $\mu_k$  is only small.

In many texts, it is stated that **friction opposes the motion of all objects and eventually slows them down**. But this type of statement is very misleading. How can we walk across the room, how can cars move? It is because of friction. In walking, you push against the floor and the frictional force of the floor on you is responsible for the forward movement.

The drive wheels of a car turn because of the engine. The driven wheels exert a force on the road, and the road exerts a forward force on the car because of friction between the tyres and road. In icy conditions, the driven wheels spin so that there is very little friction between the tyres and the road and the car can't be driven safely. When the foot is taken off the accelerator peddle, a car will slow down because of friction.

Consider the example of a person pushing a box across the floor. Take the box as the System. The forces acting on the box are: its weight  $\vec{F}_G$  ; the normal force  $\vec{F}_N$  of the floor on the box, the frictional force  $\vec{F}_f$  acting on the box as it slides across the floor and the applied force  $\vec{F}_A$  exerted by the person on the box.



Initially the box is at rest. As the applied force increases in magnitude as the person pushes with more effort, the static frictional force increases linearly to just match the applied force until the applied force reaches the maximum value of the static frictional force

$$F_{f\_max} = \mu_S F_N = \mu_S mg$$

If the applied force increases further, the box will start to move and the value of the frictional force decreases to a roughly constant value characteristic of the coefficient of kinetic friction

$$F_f = \mu_K F_N = \mu_K mg$$

The mass of the box is 10.0 kg and the coefficients of static and kinetic friction are

$$\mu_s = 0.40 \quad \mu_k = 0.36$$

Calculate the frictional force acting on the box and the box's acceleration for the following magnitudes of the applied force

(use  $g = 10 \text{ m.s}^{-2}$ )

$$F_A \text{ [N]} \quad 0 \quad 10 \quad 20 \quad 39 \quad 41 \quad 50 \quad 60$$

Newton's 2<sup>nd</sup> Law  $\vec{a} = \frac{\sum \vec{F}}{m} = \frac{\vec{F}_{net}}{m}$

The net force  $F_{net}$  acting on the System (box)

$$\vec{F}_{net} = (F_A - F_f) \hat{i} + (F_N - F_G) \hat{j}$$

The acceleration of the System is zero in the Y direction

$$F_N = F_G = m g$$

The maximum frictional force is

$$F_{f\_max} = \mu_s F_N = \mu_s m g = (0.40)(10)(10) \text{ N} = 40 \text{ N}$$

If

$$F_A \leq F_{f\_max} \Rightarrow F_f = F_A \Rightarrow F_{net} = F_A - F_f = 0 \Rightarrow a = 0$$

If

$$F_A > F_{f\_max} \Rightarrow F_f = \mu_k F_N = \mu_k m g = (0.36)(10)(10) \text{ N} = 36 \text{ N}$$

$$\Rightarrow F_{net} = F_A - F_f = (F_A - 36) \text{ N} \Rightarrow a = \frac{(F - 36)}{10} \text{ m.s}^{-2}$$

$F_A$ [N]	0	10	20	39	41	50	60
$F_f$ [N]	0	10	20	39	36	36	36
$a$ [m.s <sup>-2</sup> ]	0	0	0	0	0.5	1.4	2.4

### Example 1

You need to study all the steps in this example for a box on an inclined surface as shown in the figure below. Assume that frictional force is given by  $F_f = \mu N$ .

N.B. the procedure

Choose the X axis parallel to the incline and the Y axis at right angle to the incline as shown in the figure.

The object is represented as a dot.

Show all the forces which act only on the box.

Resolve all these forces into components parallel and at right angles to the incline.

Apply Newton's 2<sup>nd</sup> Law to the forces acting along each coordinate axis to find the acceleration up the incline  $a_x$ . The box only moves along the surface therefore,  $a_y = 0$ .

The diagram showing the forces are often referred to as **free-body diagram**. To gain the most from this very important example, work through it many times after you have completed this Module on Forces and Newton's law.

Figure (below) caption.

Forces acting on a box accelerating up the inclined surface due to the weight of the object at the end of the rope of the pulley system. Newton's 2<sup>nd</sup> Law can be used to find the unknown acceleration of the box up the incline.

We are interested only in the forces that are acting on the box being pulled up the inclined surface due to the object attached to the pulley system. The forces acting on the box are its weight  $F_G = mg$ , the tension  $F_T$  due to the rope and the contact force  $F_C$  between the box and surface.

The tension is due to the object at the end of pulley rope,  $F_T = Mg$ . The box is replaced by a particle represented as a dot. Choose a coordinate system with the x-axis acting up the inclined surface and the y-axis acting upward and at right angles to the surface.

The contact surface can be resolved into two components: the normal force  $F_N$  at right angles to the incline and the friction  $F_f$  parallel to the surface. The frictional force is related to normal force  $F_f = \mu F_N$  where  $\mu$  is the coefficient of friction.

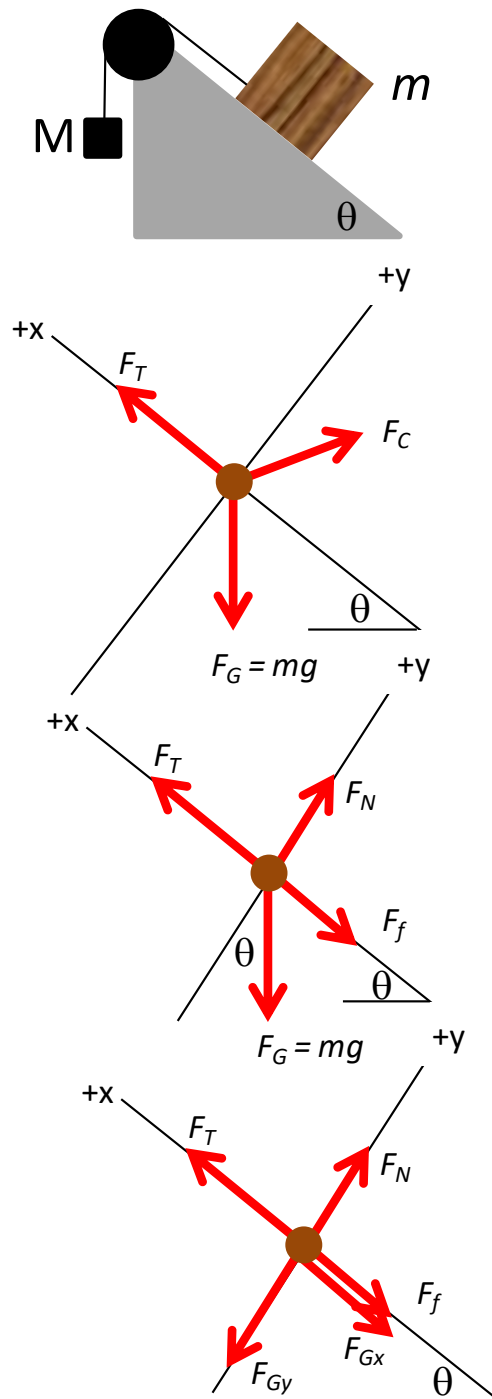
The weight can also be resolved into its x and y components,  $F_{Gx}$  and  $F_{Gy}$   
 $F_{Gx} = F_G \sin\theta = mg \sin\theta$   
 $F_{Gy} = F_G \cos\theta = mg \cos\theta$

The acceleration  $a_x$  up the incline can be found from Newton's 2<sup>nd</sup> law

$$\begin{aligned} \Sigma F_y &= F_N - F_{Gy} = F_N - mg \cos\theta = ma_y \\ a_y &= 0 \rightarrow F_N = mg \cos\theta \\ &\rightarrow F_f = \mu F_N = \mu mg \cos\theta \end{aligned}$$

$$\begin{aligned} \Sigma F_x &= F_T - F_f - F_{Gx} = ma_x \\ ma_x &= Mg - \mu mg \cos\theta - mg \sin\theta \end{aligned}$$

$$a_x = (M/m - \mu \cos\theta - \sin\theta)g$$





## Example 2

You are driving a car along a straight road when suddenly a car pulls out of a driveway of 50.0 m in front of you. You immediately apply the brakes to stop the car. What is the maximum velocity of your car so that the collision could be avoided? Consider two cases: (1) the road is dry and (2) the road is wet.

mass of car  $m = 1500 \text{ kg}$

coefficient of friction  $\mu = 0.800$  rubber on dry concrete

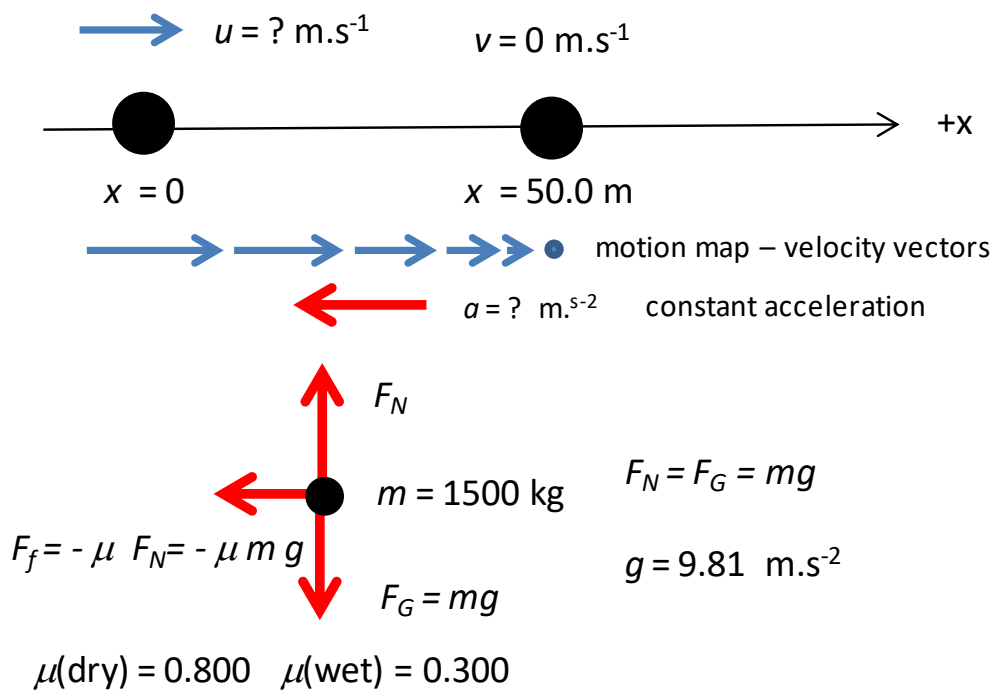
$\mu = 0.300$  rubber on wet concrete

## Solution

### How to approach the

Visualize the situation – write down all the given and unknown information. Draw a diagram of the physical situation showing the inertial frame of reference.

- Type of problem – forces and uniform acceleration.
- Draw a free-body diagram showing all the forces acting on the car.
- Use Newton's 2<sup>nd</sup> law to find normal force and frictional force and acceleration.
- Car slows down due to constant frictional force → acceleration of car is uniform → use equations of uniform acceleration to find initial velocity of car.
- Solve for the unknown quantities.



From Newton's 2<sup>nd</sup> Law the acceleration of the car is

$$\sum F_y = F_N - m g = 0 \quad F_N = m g$$

$$F_f = \mu F_N = \mu m g$$

$$\sum F_x = -F_f = m a_x = m a \quad a = -\frac{F_f}{m} = -\mu g$$

Constant acceleration

$$v^2 = u^2 + 2 a s$$

$$u = +\sqrt{v^2 - 2 a s} = +\sqrt{0 - (2)(-\mu)(9.81)(50)} = +\sqrt{981 \mu}$$

### Maximum initial velocity to avoid collision

dry conditions  $\mu = 0.800$        $u = +28.0 \text{ m.s}^{-1}$

$$u = +(28.0)(3.6) \text{ km.h}^{-1} = +101 \text{ km.h}^{-1}$$

wet conditions  $\mu = 0.300$        $u = +17.2 \text{ m.s}^{-1}$

$$u = +(17.2)(3.6) \text{ km.h}^{-1} = +61.9 \text{ km.h}^{-1}$$

When you are driving, whether an event occurs that could lead to a fatal accident is very dependent upon the road conditions. In this example, to stop and avoid the collision, there is a difference of  $40 \text{ km.h}^{-1}$  in the initial velocities. Many occupants inside a car have been killed or severely injured because the driver did not slow down in poor road holding conditions. Also, in this example we ignored any reaction time of the driver. If the reaction time of the driver was just 1 s, then a car travelling at  $100 \text{ km.h}^{-1}$  ( $28 \text{ m.s}^{-1}$ ) would travel 28 m before breaking.

## [VISUAL PHYSICS ONLINE](#)

If you have any feedback, comments, suggestions or corrections  
please email:

Ian Cooper School of Physics University of Sydney

[ian.cooper@sydney.edu.au](mailto:ian.cooper@sydney.edu.au)